

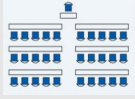
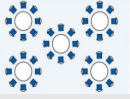
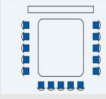



Meeting Space Capacity Chart

Room Name	Dimensions (L x W)	Square Feet	Ceiling Height (Ft.)	Reception	Theater	Classroom	Banquet	U-Shape	Hollow Square
Laguna	101 x 39	3739	10						
Laguna A	27 x 38	1026	10	80	90	60	70	30	33
Laguna B	20 x 32	640	10	40	50	25	30	13	16
Laguna C	30 x 38	1140	10	80	100	60	80	30	33
Laguna D	24 x 41	984	10	60	70	40	60	24	27
Laguna A & B	47 x 35	1666	10	120	130	80	100	33	42
Laguna C & D	54 x 39	2124	10	130	150	80	120	33	42
Newport	46 x 32	1472	11	80	100	75	80	27	33
Newport I	23 x 32	736	11	40	50	30	40	18	24
Newport II	23 x 32	736	11	40	50	30	40	18	24
Crystal Cove*	25 x 19	475	9	N/A	N/A	N/A	N/A	N/A	N/A
Foyer	96 x 16	1536	11	N/A	N/A	N/A	N/A	N/A	N/A

*The boardroom is a set Conference style setup with a 10-person max capacity.

Meeting Space Layout Diagram

